

baltic
amadeus

Modern data analytics using Azure services

March 2nd, 2022

Agenda for today

01

Intro

02

What is data analytics?

03

Customer case study

04

Special offer!

05

Q&A

Facts:

30+

Years in business

100+

Customers

200+

Employees

Main solutions:

- ✓ Mobile & Web Development
- ✓ Business Intelligence
- ✓ Omnichannel Platforms
- ✓ Mobile Banking
- ✓ Fleet Management
- ✓ IoT



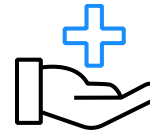
**Banking &
finance**



Energy



Telecommunications



**Healthcare &
Pharmacy**



Insurance



**IT &
consulting**

**Microsoft
Partner**




Gold Cloud Platform
Gold Data Analytics
Gold Application Integration
Gold Application Development



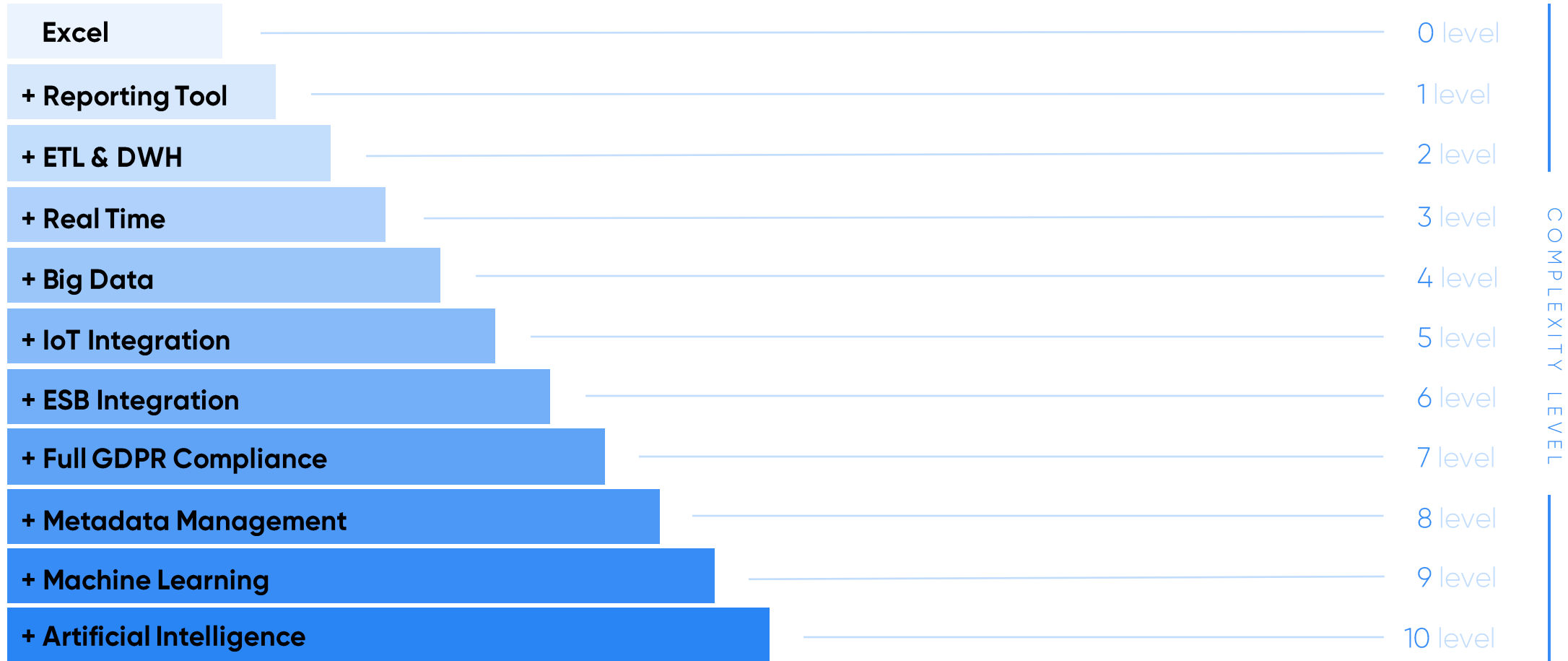


Technologies

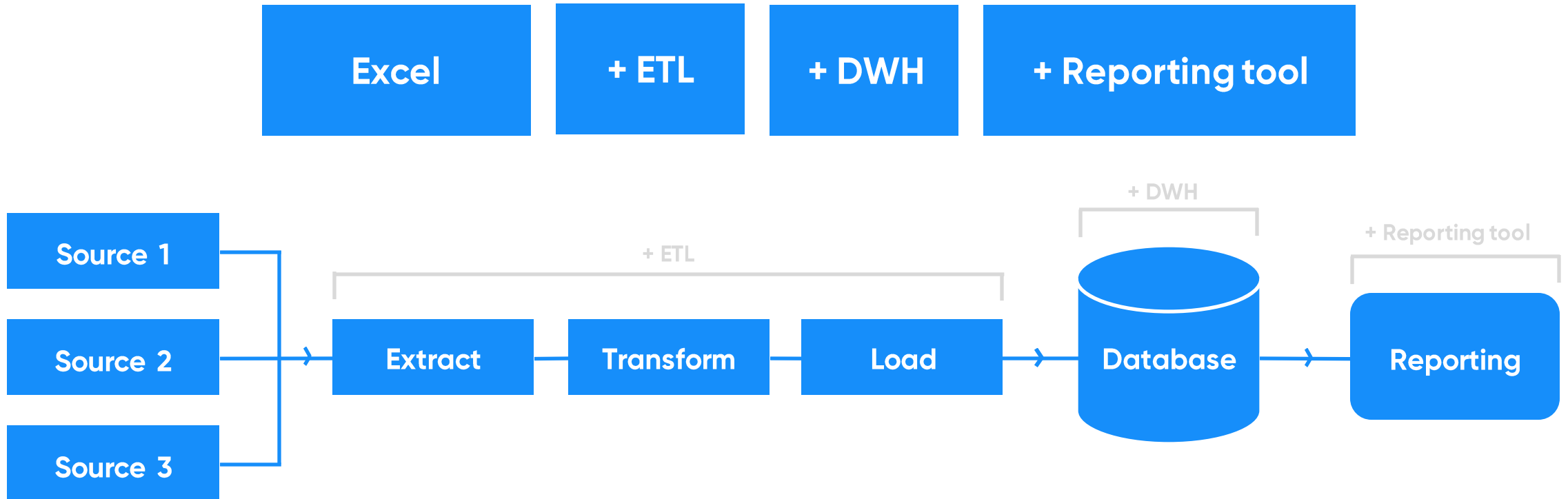


IT Partner

What is data analytics?




What is Data Analytics?



When is data analytics essential?




Reports have data
from > 1 system



Updating data in
reports take
> 1 hour per day



Same KPI –
different values



Workarounds to
achieve specific
functionality



High dependency
on 3rd party support

Customer case study: short facts




Scope

-  Lithuania
-  Latvia
-  Estonia
-  Iceland



Data sets

- ✓ Orders
- ✓ Deliveries
- ✓ Stocks
- ✓ Debts
- ✓ Prices
- ✓ Merchandising
- ✓ Products
- ✓ Customers



Data sources

- ✓ Distributor
- ✓ Salesforce
- ✓ Manual input



Data amount

100 GB / ~20M records



Data load

Once per day

Problem review



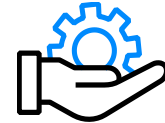
Limited
functionality



No self -
service



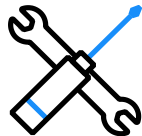
Low flexibility
and scalability



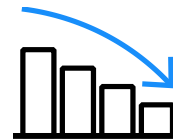
Complex data
management process



Limited traceability



Lots of
manual work

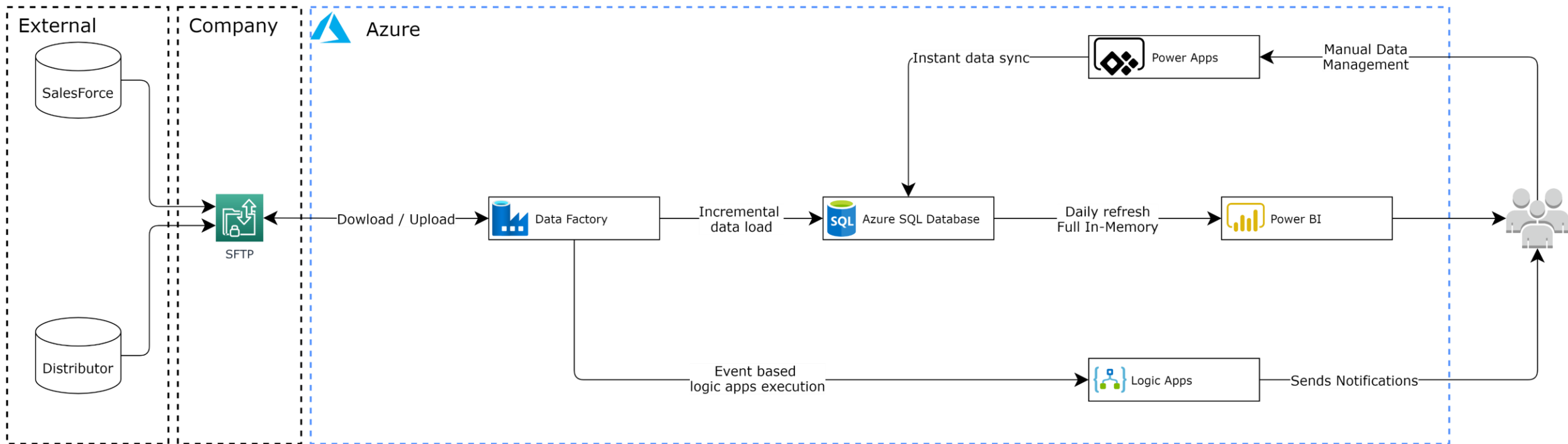


Poor
performance



High license and
maintenance costs

Solution architecture



Azure Data Factory (ETL)

Microsoft Azure

Data Factory

demo-data-factory-baltic-amadeus

Set up code repository

»

Azure Data Factory allows you to configure a Git repository with either Azure DevOps or GitHub. Git is a version control system that allows for easier change tracking and collaboration. [Learn more](#)

Home

Recent

Help

Feedback

Data factory

demo-data-factory-baltic-amadeus

New

Ingest

Copy data at scale once or on a schedule.

Orchestrate

Code-free data pipelines.

Transform data

Transform your data using data flows.

Configure SSIS

Manage & run your SSIS packages in the cloud.

Discover more

Browse partners (preview)

Pipeline templates

Recent resources

Name	Type	Last opened by you
factOrder	Pipeline	a minute ago
sql_server	Dataset	02/16/2022
SendEmails	Pipeline	02/16/2022
SendEmail	Pipeline	02/16/2022
root	Dataset	02/16/2022

Show more

Feature showcase

Integrate Azure Purview with Azure Data Factory

Connect a data factory to Azure Purview to discover trusted and accurate data across your hybrid environment.

[Learn more](#)

Azure Data Factory (ETL)

Features

- ✓ Managed by Azure
- ✓ Low-code development
- ✓ Consumption-based pricing

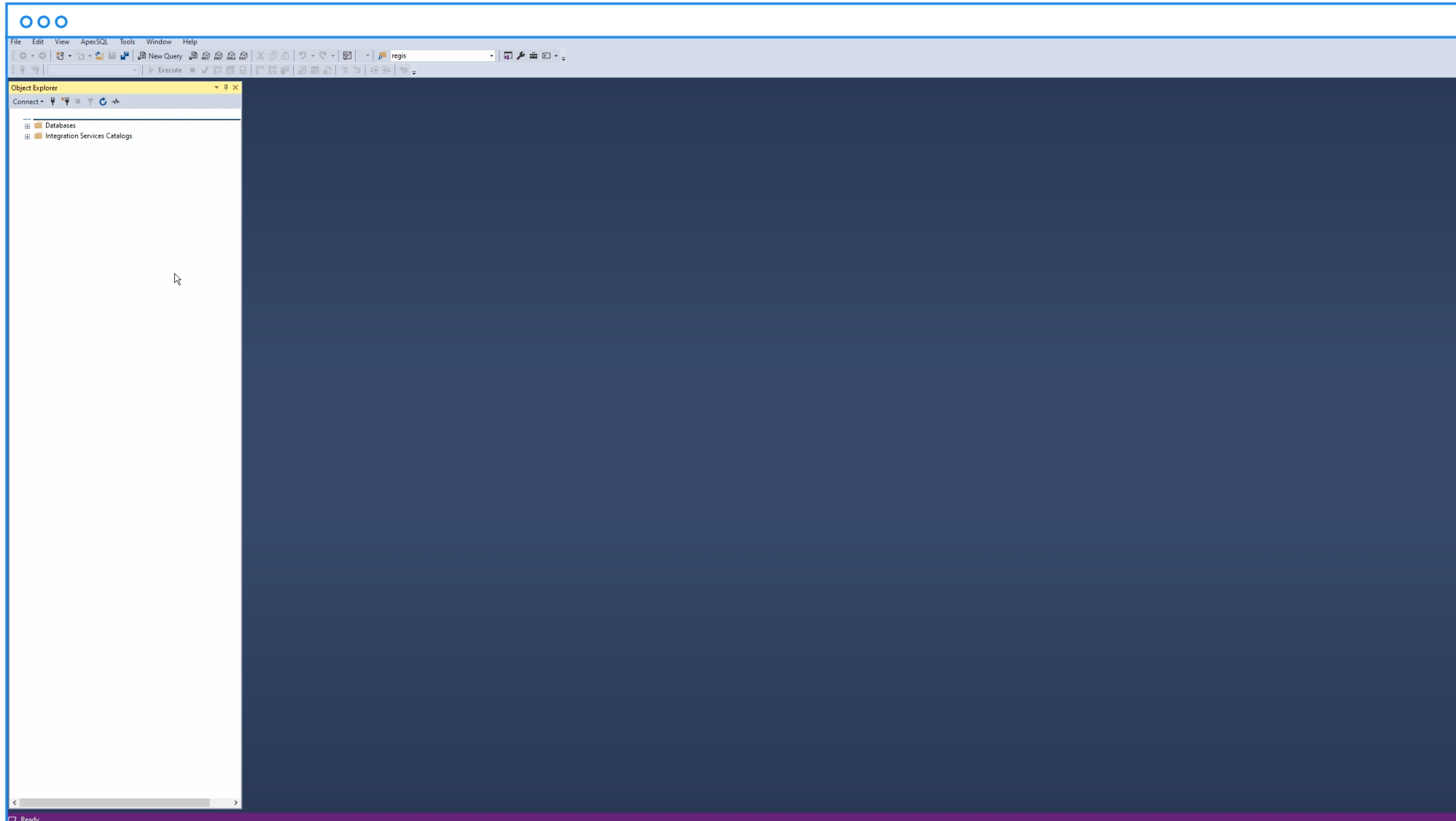
Outcome

- ✓ No software maintenance
- ✓ New features
- ✓ Reduced development time
- ✓ Reduced running costs

Solved Problems

- ~~Limited functionality~~
- ~~High license and maintenance costs~~

Azure SQL Database (DWH)



Azure SQL Database

Features

- ✓ Automatic scaling
- ✓ Estimable and manageable costs
- ✓ Enables many functionalities

Outcome

- ✓ Faster read/write
- ✓ Reduced running costs
- ✓ Control performance/cost ratio
- ✓ Faster source systems
- ✓ Faster queries and reports
- ✓ Historical data preservation
- ✓ Easy access and analysis
- ✓ Logging and error handling

Solved Problems

- ~~Low flexibility and scalability~~
- ~~Poor performance~~
- ~~High license and maintenance costs~~
- ~~Limited functionality~~
- ~~Complex data management process~~
- ~~Poor traceability~~

Power BI

BA DWH Anonymized

Search

Home

Favorites

Recent

Create

Datasets

Goals

Apps

Shared with me

Deployment pipelines

Learn

Workspaces

BA DWH Anonymiz...

BA DWH Anonymized

New

Create a pipeline

All

Content

Datasets + dataflows

	Name	Type	Owner	Refreshed	Next refresh	Endorsement	Sensitivity	Include in app
	Contractors	Report	BA DWH Anonymized	10/20/21, 10:41:51 AM	—	—	—	<div>Yes</div>
	CSAT	Report	BA DWH Anonymized	10/20/21, 10:41:51 AM	—	—	—	<div>Yes</div>
	DWH BI DataModel Anonymized	Dataset	BA DWH Anonymized	10/20/21, 10:41:51 AM	N/A	—	—	
	eCommerce	Report	BA DWH Anonymized	10/28/21, 4:56:03 PM	—	—	—	<div>Yes</div>
	eCommerce	Dataset	BA DWH Anonymized	10/28/21, 4:56:03 PM	N/A	—	—	
	Financial	Report	BA DWH Anonymized	10/20/21, 10:41:51 AM	—	—	—	<div>Yes</div>
	HumanResources	Report	BA DWH Anonymized	10/20/21, 10:41:51 AM	—	—	—	<div>Yes</div>
	Marketing	Report	BA DWH Anonymized	10/20/21, 10:41:51 AM	—	—	—	<div>Yes</div>
	Operations	Report	BA DWH Anonymized	10/20/21, 10:41:51 AM	—	—	—	<div>Yes</div>
	PreSale	Report	BA DWH Anonymized	10/20/21, 10:41:51 AM	—	—	—	<div>Yes</div>
	Projects	Report	BA DWH Anonymized	10/20/21, 10:41:51 AM	—	—	—	<div>Yes</div>
	Sales	Report	BA DWH Anonymized	10/20/21, 10:41:51 AM	—	—	—	<div>Yes</div>
	Team Board	Report	BA DWH Anonymized	10/20/21, 10:41:51 AM	—	—	—	<div>No</div>
	Vacations	Report	BA DWH Anonymized	10/20/21, 10:41:51 AM	—	—	—	<div>Yes</div>

Get data

View

Filters

Settings

Access

Search

Update app

Power BI

Features

- ✓ Flexible pricing models
- ✓ Visualisations marketplace
- ✓ Ad-hoc reporting
- ✓ Biggest community

Outcome

- ✓ Best feature/price ratio
- ✓ Fast report development
- ✓ Powerful self-service
- ✓ Analyse data directly in Excel
- ✓ Fast problem solving
- ✓ Tips & tricks

Solved Problems

- ~~High license and maintenance costs~~
- ~~Limited functionality~~
- ~~No self-service~~
- ~~Lots of manual work~~

Power Apps

Power Apps

Search

Environment
balt (default)

Home

Learn

Apps

Create

Data

Flows

Chatbots

AI Builder

Solutions

Build business apps, fast

Create apps that connect to your data and work across web and mobile. [Learn about Power Apps](#)

Start from

Blank app

Create an app from scratch and then add your data

Dataverse

Start from a Dataverse table to create a three-screen app

SharePoint

Start from a SharePoint list to create a three-screen app

Excel

Start from an Excel file to create a three-screen app

SQL

Start from a SQL data source to create a three-screen app

More create options

Learning for every level

Get started with Power Apps

Beginner

51 mins

Author a basic formula to change properties in a...

Beginner

42 mins

Work with external data in a Power Apps canvas app

Intermediate

43 mins

Manage and share apps in Power Apps

Beginner

42 mins

Your apps

	Name	Modified	Owner	Type
✓	Data Management	51 sec ago	Tautvydas Perminas	Canvas
✕	Product Management	34 min ago	Tautvydas Perminas	Canvas
✕	FormsApp	35 min ago	Tautvydas Perminas	Canvas
✕	Client App	36 min ago	Tautvydas Perminas	Canvas
✕	ClientApp	38 min ago	Tautvydas Perminas	Canvas
✕	Marketing Form	1 wk ago	Tautvydas Perminas	Canvas

All apps

MODERN DATA ANALYTICS

18

Power Apps

Features

- ✓ Enables business participation
- ✓ Low-code development
- ✓ Integrates with Logic Apps and Power BI

Outcome

- ✓ Faster "Time-to-Market"
- ✓ Reduced bills
- ✓ More control
- ✓ Users can create apps
- ✓ Many usage possibilities

Solved Problems

- ~~Complex data management process~~
- ~~High license and maintenance costs~~
- ~~Limited functionality~~

Logic Apps

ooo

Microsoft Azure

Search resources, services, and docs (G+/I)

t.perminas@ba.lt
BAL IT (BAL IT)

Home >

Logic apps

ba.lt (ba.lt)

Add Manage view Refresh Export to CSV Open query Assign tags Enable/Start Disable/Stop Delete Feedback

Filter for any field... Subscription == all Resource group == all Location == all Add filter

Showing 1 to 1 of 1 records. No grouping List view

<input type="checkbox"/> Name	Status	Plan	Resource group	Location	Subscription	
<input type="checkbox"/> SendStatusEmail	Enabled	Consumption	demo-baltic-amadeus	North Europe	Microsoft Azure Sponsorship 2 (BI komanda)	***

Previous Page 1 of 1

Logic Apps

Features

- ✓ Can automate processes
- ✓ Usage-based cost

Outcome

- ✓ More time for analytics
- ✓ Increased reaction time
- ✓ Estimable costs

Solved Problems

- ~~Limited functionality~~
- ~~High license and maintenance costs~~

Cost

Service	Cost/month
Logic Apps	0,04 EUR
Power Apps	15 EUR (3 users)
Azure Data Factory	25,55 EUR
Power BI	26,46 EUR (3 users)
Azure SQL Database	187 EUR
Support	200 EUR
Total:	454,05 EUR

Recap



Solution never
gets old



Many current and
future possibilities



Low-code
development in any
Azure resource




Low-cost
management

Initial Analysis for BI & Data Warehouse Solutions

First 3 registrations with 90% discount

REDEEM YOUR OFFER NOW



**Time for your
questions**



Q&A SESSION